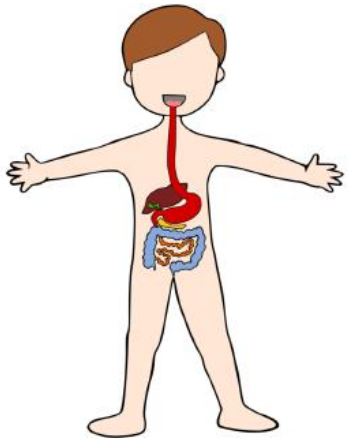

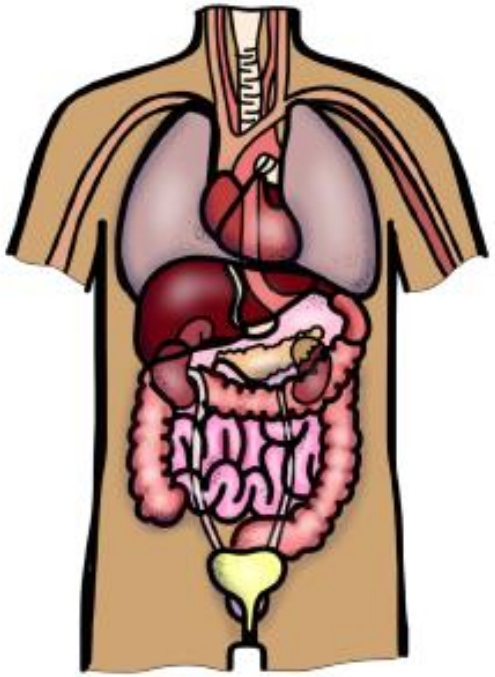

©Jennifer Oglesby, The Rocket Resource 2019

LC 2

The Digestive System

Day 4

SMALL INTESTINE

long tube-like organ that connects the stomach and the large intestine, where most nutrients are absorbed

©Jennifer Oglesby, The Rocket Resource 2019

GALLBLADDER

small pouch-like organ that sits below the liver and stores bile

©Jennifer Oglesby, The Rocket Resource 2019

LIVER

large organ in the body that cleans blood and produces bile (digestive fluid)

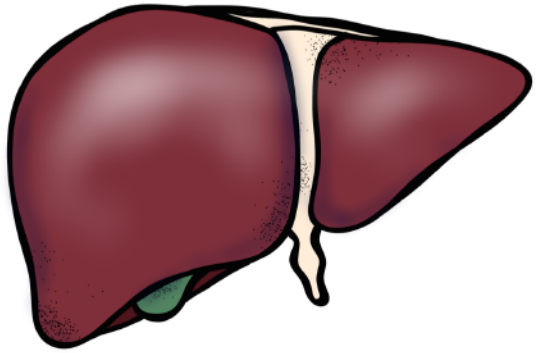

©Jennifer Oglesby, The Rocket Resource 2019

PANCREAS

a large gland behind the stomach that produces enzymes to help with digestion

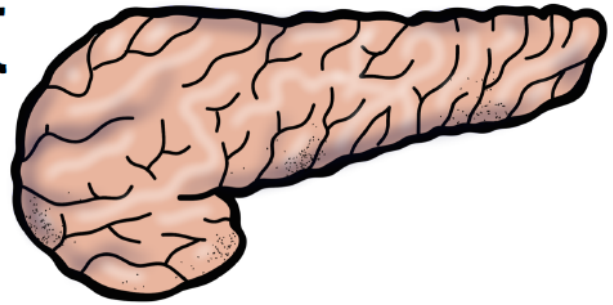

©Jennifer Oglesby, The Rocket Resource 2019

The Digestive System

Interactive Games

Digestive Diagram

Build a Body

Digestion Game 1

Digestion Game 2

Digestive Crossword

Digestive Jigsaw

Digestive Matching

Turtle Diary- Digestive Game

Memory Match

Digestion- Harcourt

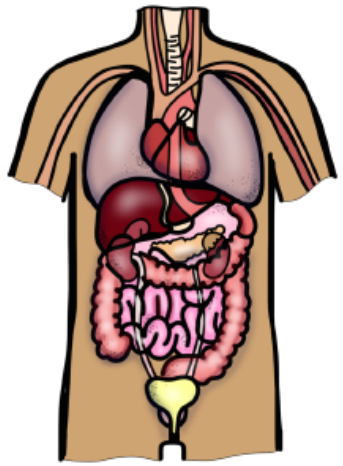

* Games do require FLASH player

©Jennifer Oglesby, The Rocket Resource 2019

Digestion Game 2

http://www.sheppardsoftware.com/health/anatomy/digestion/digestion_game_2.htm

Name _____

Digestive Small Intestine

1

2

3

4

5

6

7

8

PARTS OF THE INTESTINE

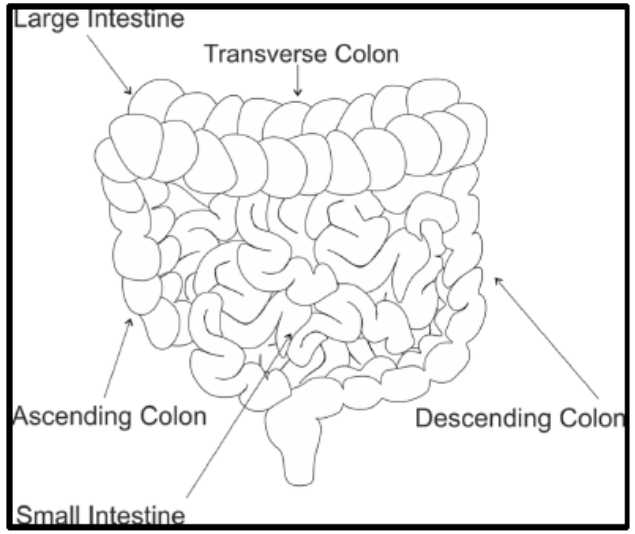

The small intestine breaks down food even more so it can absorbs nutrients and minerals from food. It does this with the help of three other organs: pancreas, liver, and gallbladder.

Label the small intestine, stomach, and large intestine. Color the small intestine YELLOW.

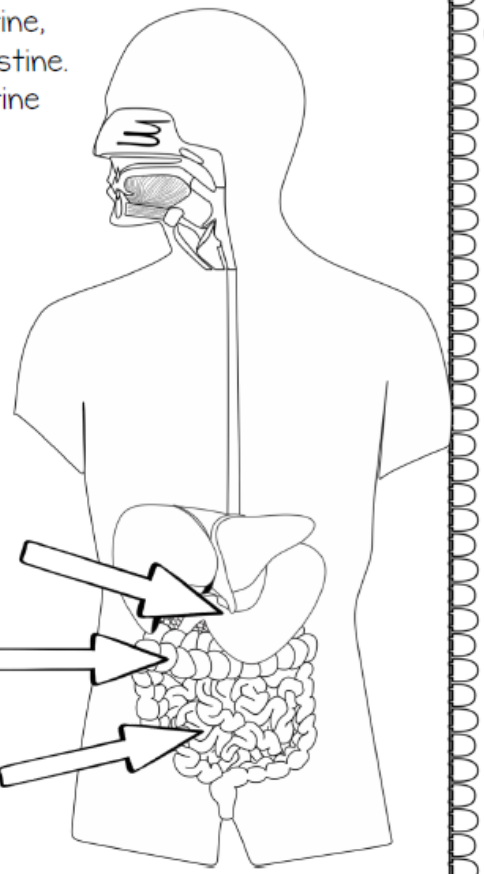

Stomach

Large Intestine

Small Intestine

I need help from my friends!

1. gallbladder

2. liver

3. pancreas

Intestine

It is a LONG tube about 1.5-2 inches around and about 20 feet long. That's 22 rulers laid end to end!

FOOD STOP #4

©Jennifer Oglesby, The Rocket Resource 2019

Name _____

Digestive Small Intestine

1 Absorbs

2 pancreas

3 Liver

4 Gallbladder

5 20

6 Stomach

7 Large intestine

8 Small intestine

Name _____

Digestive System

Cause and Effect

Cause	Effect
Our bodies need food for fuel. (pg. 1)	Food must be broken down into substance our bodies can use.
Not all food is needed or can be used by the body. (pg. 1)	Some materials leave the body as waste.
Digestion breaks down food into small molecules.	Food can be absorbed into the body. (pg. 1)
You see, smell, or think about a tasty food.	Saliva forms in your mouth. (pg. 2)

©Jennifer Oglesby, The Rocket Resource 2019

Name _____

Digestive System

Cause and Effect

Cause	Effect
Digestive juices are mixed with food in the digestive tract. (pg. 2)	Large pieces of food are broken down into small molecules.
The body absorbs molecules through the small intestine.	Nutrients from food are able to enter into the bloodstream. (pg. 2)
Smooth muscles are in the walls of the digestive system. (pg. 3)	Food is moved through the digestive system.
Your stomach is a stretchy bag and you ate too much dinner.	Your stomach can stretch to be the size of a football. (pg. 4)

©Jennifer Oglesby, The Rocket Resource 2019